




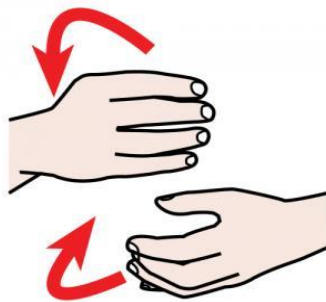
**cocinando
ando...**




bizcocho de yogur



yo



hago



bizcocho de yogur

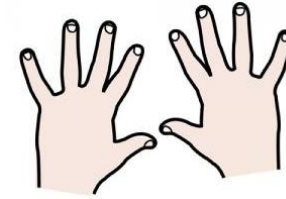


yo

me



lavo



las manos



yo

me




seco



con



la toalla



yo

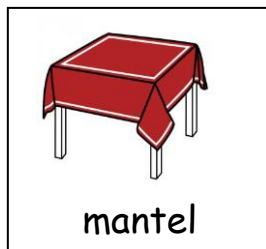
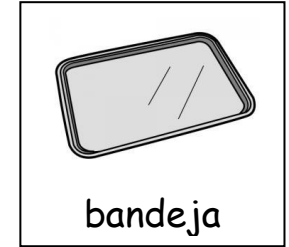
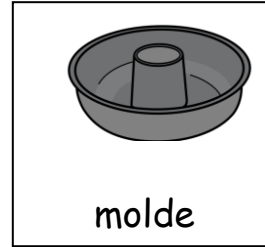


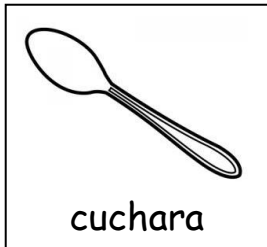

me

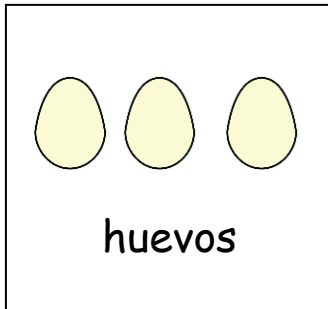
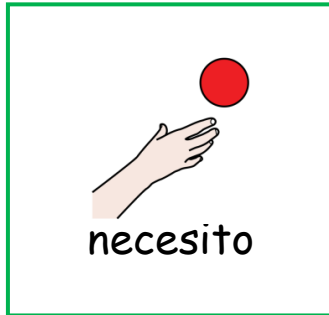



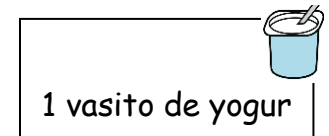


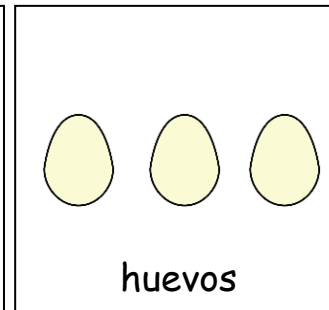

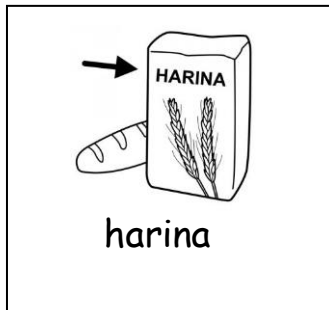

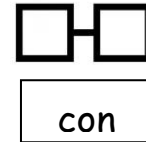


pongo

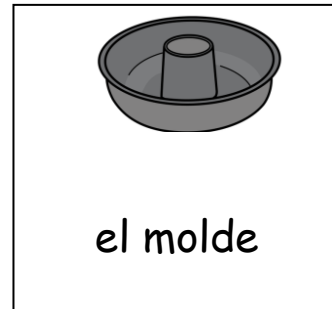
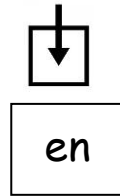
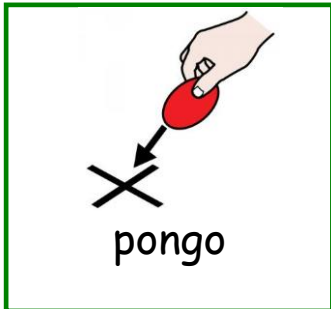

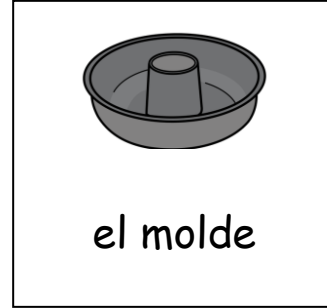
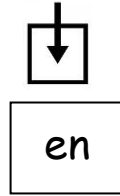
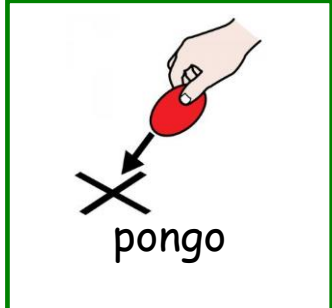



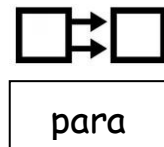

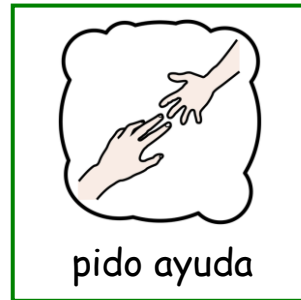


el delantal










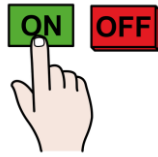


Y

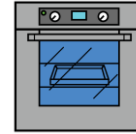




yo



enciendo




180°


el horno



yo



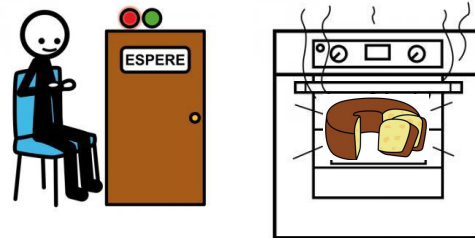
horneo




el bizcocho de yogur




yo



espero



30 minutos



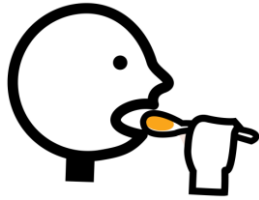
bizcocho de yogur




delicioso



yo



como



bizcocho de yogur



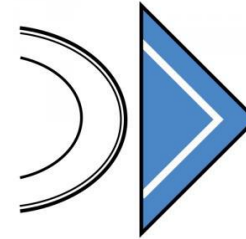
yo



me limpio



con



la servilleta



yo



bebo




agua



yo



corto



el bizcocho de yogur




con



el cuchillo



yo




comparto




con



Y



los compañeros y compañeras y los profes



bizcocho de yogur



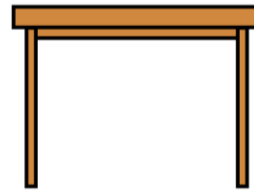
delicioso



yo



limpio



la mesa



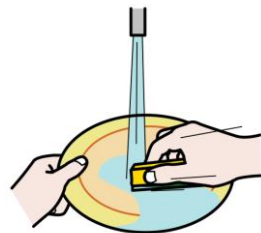
con



la bayeta



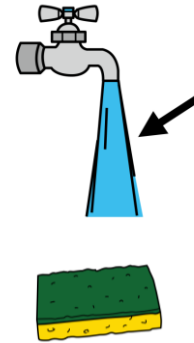
yo



friego



con



IMÁGENES CON LICENCIA CREATIVE COMMONS

<http://www.aprendiendoconmontessori.com/2016/08/48-utensilios-y-menaje-de-cocina-para.html>

